

How Do I Reset My MAISD Managed Password?


The first level of login security is using multiple and secure passwords. The second is changing all your password regularly. You are required to change your password every 60 days the MAISD. This is a good compromise between security and user convenience.

This is the password change process for MAISD hosted accounts.

You need to have a good password in mind.

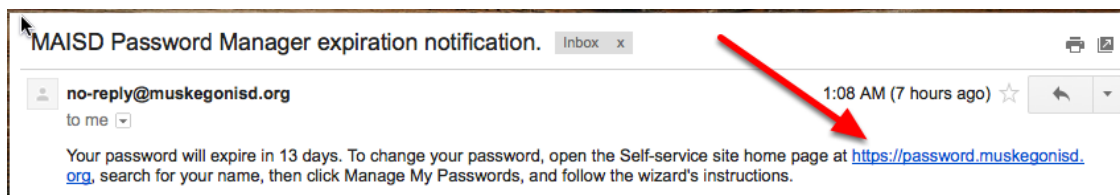
How Do I Create a Memorable, Secure Password?

It starts with an email notification



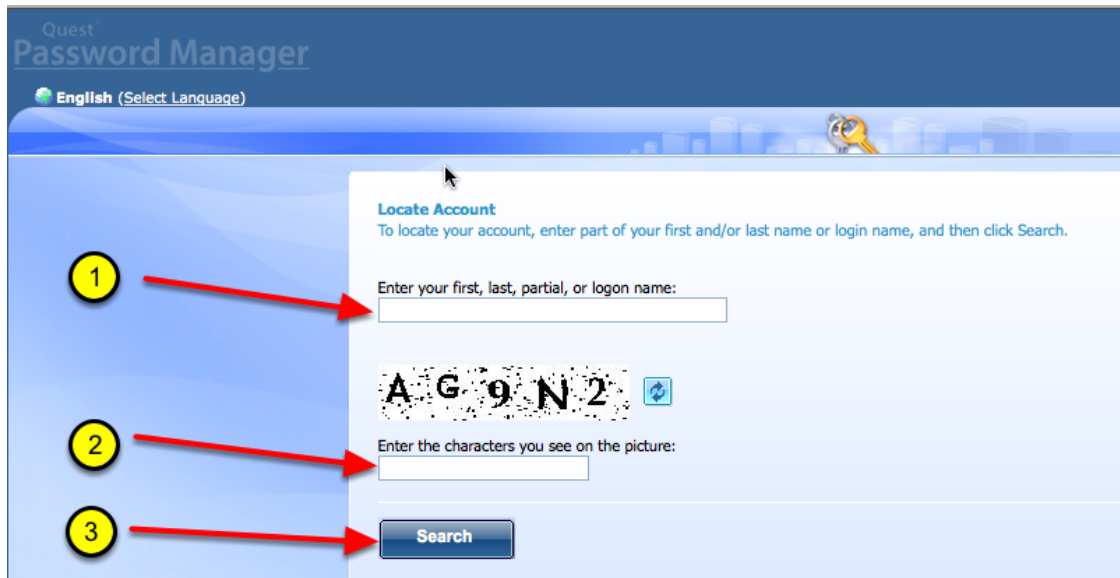
Open the email.

Changing your MAISD password is through a do it yourself, self-service site



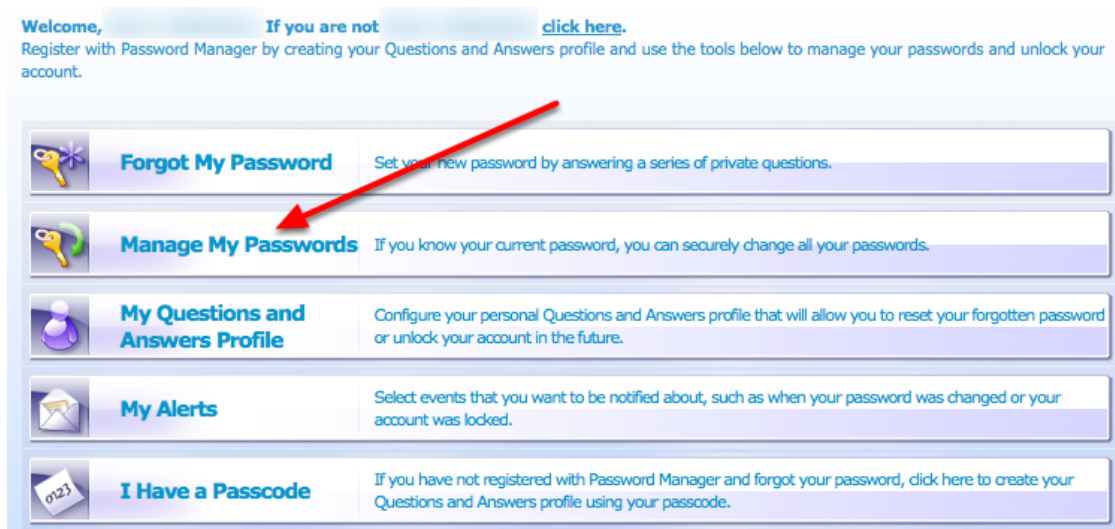
Click the link provided to begin.

The MAISD process uses the Quest Password Manager program



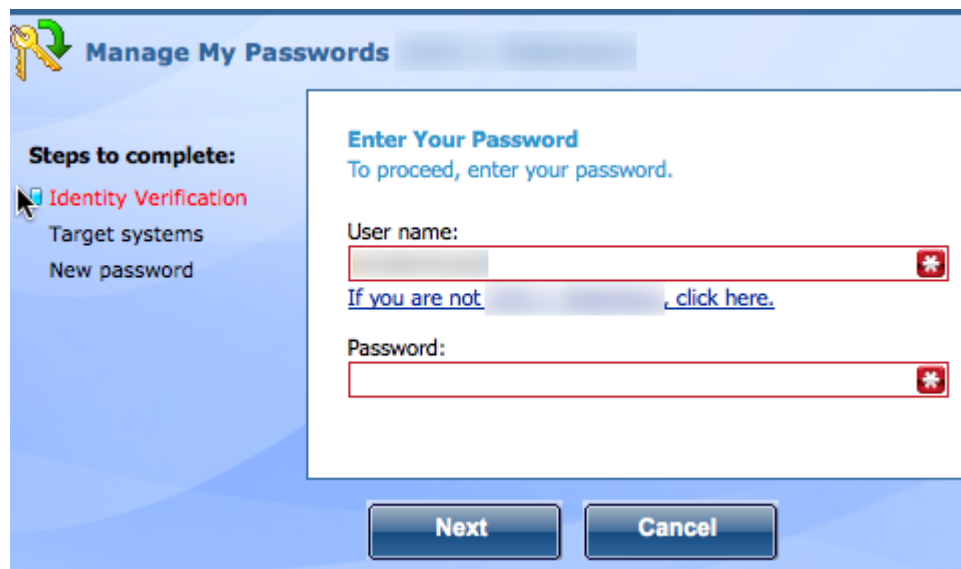
1. Enter your identifying information.
2. Enter the CAPTCHA information.
3. Click Search.

Here are your password options



Click Manage My Passwords.

Verify your identity



The screenshot shows a web interface titled "Manage My Passwords". On the left, there is a sidebar with "Steps to complete:" and three items: "Identity Verification" (highlighted with a mouse cursor), "Target systems", and "New password". The main content area is titled "Enter Your Password" and contains the instruction "To proceed, enter your password." Below this are two input fields: "User name:" and "Password:". Both fields are highlighted with a red border and a red star-in-square icon. A link "If you are not [redacted], click here." is positioned between the two input fields. At the bottom of the main content area, there are two buttons: "Next" and "Cancel".

1. Your MAISD username is already filled in because you jumped here via the email. If needed, enter your MAISD hosted username
2. Fill in your password.

This example is surrounded by the red box and star-in-square only because the LastPass password system is installed by this user.

Enter your new password



[WARNING]

Click "click here" to see the MAISD password policy.

This password policy is **INADEQUATE** for most RPS needs. The **AppleID password policy** is a better minimum.

1. Enter your new password.
2. Confirm your new password.

Remember your new password. I use the LastPass browser addon to generate, remember, and maintain my passwords.

You're finished

Manage My Passwords

✓ **Your password has been successfully changed.**
Your password has been successfully changed in the following systems:

- ✓ Active Directory

To continue, click one of the links below.

- [Go to home page](#)
- [Update my Questions and Answers profile](#)
- [Close this window](#)

Generally, choose "Close this window" to finish.

Your confirmation email

MAISD Password Manager Password changed. Inbox x

no-reply@muskegonisd.org 8:32 AM (1 hour ago) ☆

to me

MAISDAD.LOCAL\ [redacted] from [redacted] has successfully changed password.

Password Manager sends you a confirmation email.

You're finished if it says changed.